P021 SD (Programmable Stripper Crimper Machine)

Technical specifications with Double Cable Stripper



P021 SD basic modules

1	P107C / P020i Crimping machine
2	Electronic arm with pneumatic controlled x-axis: BE021-XP
	Electronic arm with electronically controlled x-axis: BE021-XE
3	Double Linear Stripper SC021-D
4	Quick release baseplate for applicators and strippers
5	Carrier Strip Cutter - CSC
6	Bad Crimp Cutter - BCC for rejects cables management
7	Crimp force analyzer CDA10
8	Crimper Automation and Optimization - CAO

Variations

The P021 SD must be analyzed and customized from time to time according to the shape of the cable to be processed, its dimensions and needs.

- The double cable is processed horizontally with variable center distance which depends on the section of the cables and the shape of the contact to be crimped.

- The double cable can be processed vertically with different sections but crimped in the same contact.

- Single crimping on double horizontal cable of the same section (BE021-XE version only)

- Single crimping on double horizontal cable with different sections (BE021-XE and slide version with automatic adjustment only)

- Contemporary double crimping on double horizontal cable with the same section and vertical with the same section or with different section (it is possible to use BE021-XP)

- Color recognition with optical fiber on double horizontal cable.

Optional

2	**Slide with automatic adjustment** • Resolution 0.01 mm – Adjustment +1 / -1 mm • Load cell curve self-compensation • Automatic sequential or panel adjustment for multi-core cables of different sections. • Automatic sequential or panel adjustment for mini-applicators without ring nut • Crimping height adjustment	
3	**Terminal conveyor group 201130095** • Built-in oiler • Optical sensor for terminal reel end control • • Optical sensor for paper collector / reel unwinding activation	

P021 SD technical features

Machine features	**ID**	P021 SD Stripper Crimper Machine
	Mecal code	CG319000213700-A
	Description	P021 SD is a fully programmable machine for stripping double cables and crimping them individually or simultaneously.
	Crimping machine working height	135.8 ± 0.02 mm
	Crimping machine stroke	40 mm
	Power supply	1x 230 Vac – 50 Hz – 0.75 kW
	Operating pressure	6 Bar (management with electronic manometer: in case of drop or lack of pressure, the machine stops).
	Air consumption	165 L/min
	Process management	Electronic via fixed monitor: Cable process dimensions (header, stripper length, stripper diameter, etc.) and y-axis cable position.
	Monitor interface	7 '' – Touch screen
	Crimp force analyzer	CDA10
	Weight	140 Kg
	Dimensions (L x H x P)	760 x 825 x 500 mm 1000 x 1500 x 500 mm (with terminals reel installed)
Process features	**Cables feeding**	Manual input, taken over by the machine via cycle start sensor and automatic process completion
	Processable cable cross-section	Min 0.05 mm² [30 AWG]. Max 2.5 mm² [13 AWG] (evaluate different sections).
	Sheathing length	min 8 mm / Header length MAX 0.5 mm
	Stripper length	Max 14.5 mm
	Header lenght	from 0 to 8 mm
	Work-cycle time	5 sec (double crimping single contact with press in B mode)
	Closing resolution of stripper blades	0.01 mm
	Stripper length resolution	0.05 mm
	Repeatability on crimped cable positioning	From tests conducted: cable cross-section 0.05 mm² Δmax = 0.014 mm cable cross-section 1.5 mm² Δmax = 0.14 mm
	Processing waste management	Suction and storage in rear container.

APPLICATIONS – WORKING METHODS

Process type	Image	Description	SC021 - L
ON LINE Working process	/	The cable is processed by linear stipper on the working axis of crimping machine and applicator.	✗
OFF LINE Working process	/	The cable is processed by linear stripper off-line (50 mm at right) of working axis of crimping machine and applicator. **(SINGLE CRIMPING OF THE DOUBLE CABLE OR SIMULTANEOUSLY)**	✓
Cable heading ZERO-CUT		The cable heading ensures a clean cut of the cable head and creates a starting zero point of the processing. The removed part can be adjusted from 0 to 8 mm.	✓
Insulation stripper length	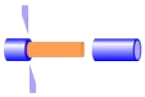	The cable is headed and stripped to size. The max stripper length is 12 mm.	✓
Particular insulation	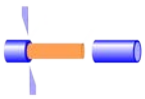	Process of traditional cables with particular composition: siliconized, particular resins, etc.	✓
Insulation stripper with residue witness		The cable is headed and stripped to size, leaving a witness on the cable end for stored and transported to other work areas.	✓
Multiple stripper length and diameter		The cable is headed and stripped to different lengths and diameters. The max stripper length is 16 mm, suitable for processing coaxial, triaxial and multi-layer cables.	✗
Multiple stripper length		The cable is headed and stripped to size, dividing the insulation into multiple sectors. La lunghezza dei vari settori può essere impostata. The max stripper length is 16 mm.	✗
Standard terminals crimping with full process		The cable is headed, stripped and crimped on the terminal. The termnal is wounded on a frontal reel (feeding from the back of the machine towards the operator) or on a side reel (feeding from left to right). The linear stripper is work on-line or off-line.	✓
Standard terminals crimping with only working cycle start sensor		The cable is crimped on the terminal. The termnal is wounded on a frontal reel (feeding from the back of the machine towards the operator) or on a side reel (feeding from left to right). The working cycle start sensor is used for positioning of the cable. The linear stripper remains off-line (without intervening).	✓

Standard terminals with rubber seal crimping		**The rubber seal is manually inserted into the cable** and position to size. The cable is headed, stripped and crimped on the terminal. The termnal is wounded on a frontal reel (feeding from the back of the machine towards the operator) or on a side reel (feeding from left to right). The linear stripper is work on-line or off-line.	X
Pre-insulated terminals crimping		The cable is headed, stripped and crimped on the terminal. The termnal is wounded on a frontal reel (feeding from the back of the machine towards the operator) or on a side reel (feeding from left to right). It is possible to use the crimping machine in split-cycle mode to lock the terminal and create a centering for cable insertion.	X
Multi-core cables crimping		The single cable is headed, stripped and crimped on the terminal. The termnal is wounded on a frontal reel (feeding from the back of the machine towards the operator) or on a side reel (feeding from left to right). The unprocessed cables must be positioned so as not to interfere with the equipment process.	X
Multi-core cables sequential crimping		The single cable is headed, stripped and crimped on the terminal. The termnal is wounded on a frontal reel (feeding from the back of the machine towards the operator) or on a side reel (feeding from left to right). The unprocessed cables must be positioned so as not to interfere with the equipment process. It is possible to set a wok sequence with different heading and different stripping dimensions of each cable to be processed (up to 12 cables).	X

Key

✓ Processable.

✗ Not processable.

✓ Processable, but not recommended or to be checked.

Compatibility with Mecal applicators

Applicators / Cables	EVS	EVF	MRS	MRSP	MRF	MRFP	MRFS
STD double cable 0.05 ÷ 2.5 mm^2	✓	✓	✓	✓	✓	✓	✓
COAX FAKRA	✗	✗	✗	✗	✗	✗	✗
PREISOLATI	✗	✗	✗	✗	✗	✗	✗
MYLAR TAPE	✗	✗	✗	✗	✗	✗	✗
MULTIPOLARI	✗	✗	✗	✗	✗	✗	✗

Dimensions



